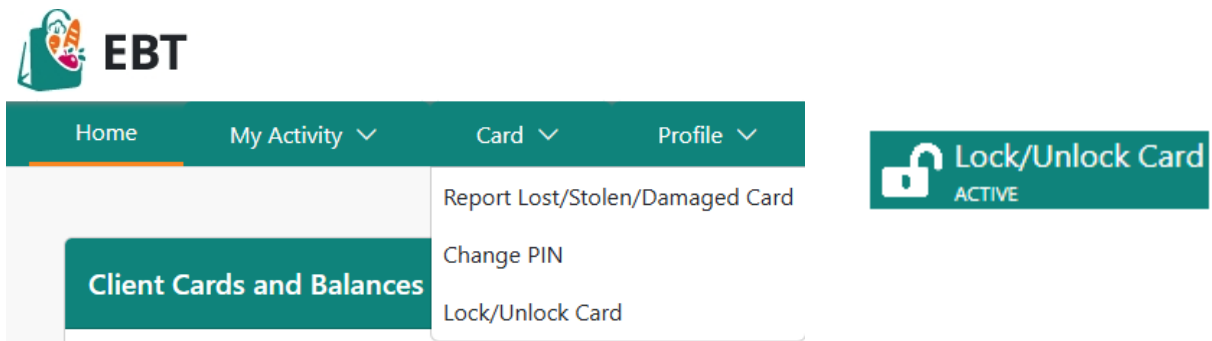


HOW TO LOCK YOUR FAMILIES FIRST EBT CARD

Protect your benefits from theft on NJFamiliesFirst.com

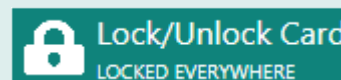
1 Create or log into your account on NJFamiliesFirst.com.

2 Under the “**Card**” dropdown, select “**Lock/Unlock Card**” or click the icon in the top right corner of the website.



3 Select “**Lock My Card Everywhere**” and click “**Submit.**” Your status will say “**Locked Everywhere**” when locked.

The screenshot shows the 'Lock/Unlock Card' form. It has a title 'Lock/Unlock Card'. Below the title, there is a 'Card Number' field with the text 'Card number ending in 0211'. Below that is a 'Current Status' field with the text 'ACTIVE'. Underneath, there is a section titled 'Lock/unlock your card by selecting the below options:' with two radio button options: 'Lock My Card Everywhere' (which is selected) and 'Lock My Card (Outside Of New Jersey)'. At the bottom of the form is a 'Submit' button.



NOTE: “Lock My Card (Outside of NJ)” is less secure and will not block online transactions.

Even if your card is locked, you will still receive your benefits.

For help, call EBT customer service at 1-800-997-3333

CÓMO BLOQUEAR SU TARJETA FAMILIES FIRST EBT CARD

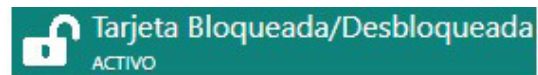
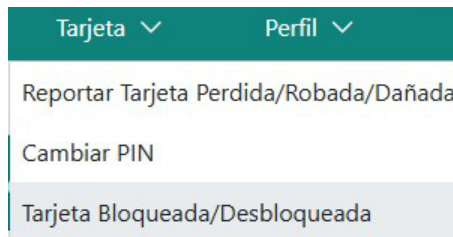
Proteja sus beneficios contra robos en NJFamiliesFirst.com

1

Cree una cuenta o inicie sesión en su cuenta en NJFamiliesFirst.com.

2

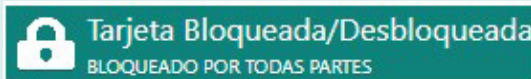
En el menú desplegable “Tarjeta” seleccione “Tarjeta Bloqueada/Desbloqueada” o haga clic en el ícono de la esquina superior derecha del sitio web.



3

Seleccione “Bloquear mi tarjeta en todas partes” y haga clic en “Enviar”. Su estado aparecerá como **“Bloqueado en todas partes”** cuando esté bloqueado.

NOTA: “Bloquear mi tarjeta (fuera de NJ)” es menos seguro y no bloqueará las transacciones en línea.



Incluso si su tarjeta está bloqueada, seguirá recibiendo sus beneficios.

Para obtener ayuda, llame al Servicio al Cliente de EBT al 1-800-997-3333